

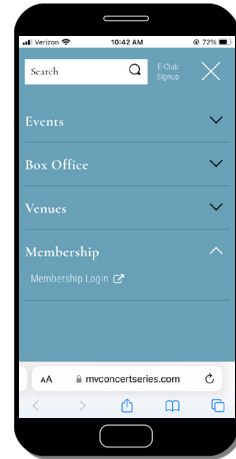


HOW TO ACCESS TICKETS



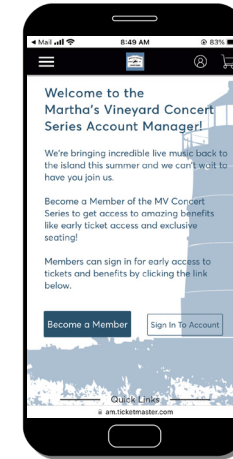
STEP 1:

Go to **MVConcertSeries.com** and click on the two bars in the upper right corner



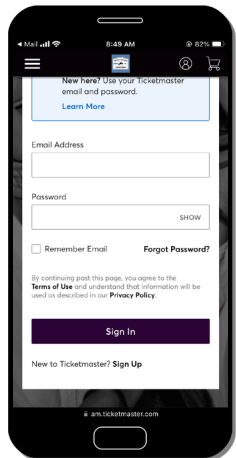
STEP 2:

From the dropdown menu, select the **Membership** dropdown and click **Membership Login**



STEP 3:

On the Account Manager Homepage, click **Sign In To Account**



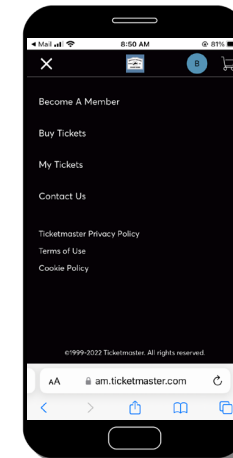
STEP 4:

Enter your **Email** and **Password** and click **Sign In**.
If you forgot your password, click **Forgot Password?** and follow the steps to reset



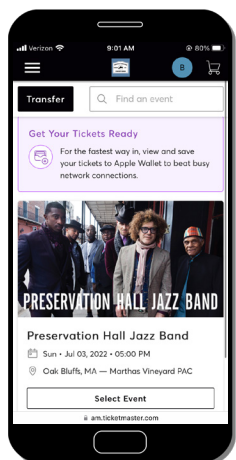
STEP 5:

Once you are in the portal, click on the three bars in the upper left corner



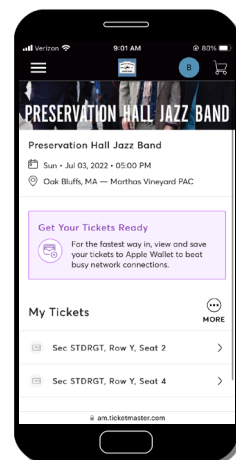
STEP 6:

Click on **My Tickets** from the dropdown menu



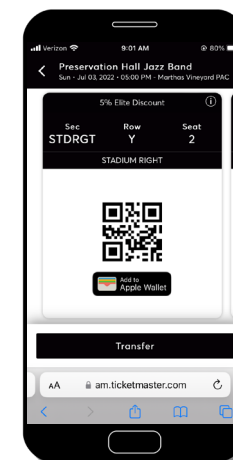
STEP 7:

Here, you'll be able to view each ticket for every show you purchased. Click on **Select Event** for the show you want to access tickets



STEP 8:

Click on the **Sec, Row, Seat** of the ticket you wish to view



STEP 9:

Your mobile ticket barcode will appear!